

Download for Microsoft Office 2019 to your personal computer:

1. Go to my.tvcc.cc

2. Under Quick Links click *TVCC College Email*



Home Admissions Help

You are here: [Home](#) > [MyTVCC](#)

[MyTVCC](#)








## Welcome to the MyTVCC!

This portal environment is intended to serve as a "First Stop" resource for Students, Faculty and Staff. From here, you will have access to information about your courses, grades and other important campus information.

Students, Faculty & Staff:

Please use your TVCC Network Login information to gain full access to this system.

### Quick Links

-  Course Search
-  Canvas
-  TVCC College Email
-  Net Partner / Financial Aid Online
-  TVCC Alert System
-  Technology Help
-  New User Help



3. Log into your TVCC email (your username followed by “@tvcc.cc” and password)



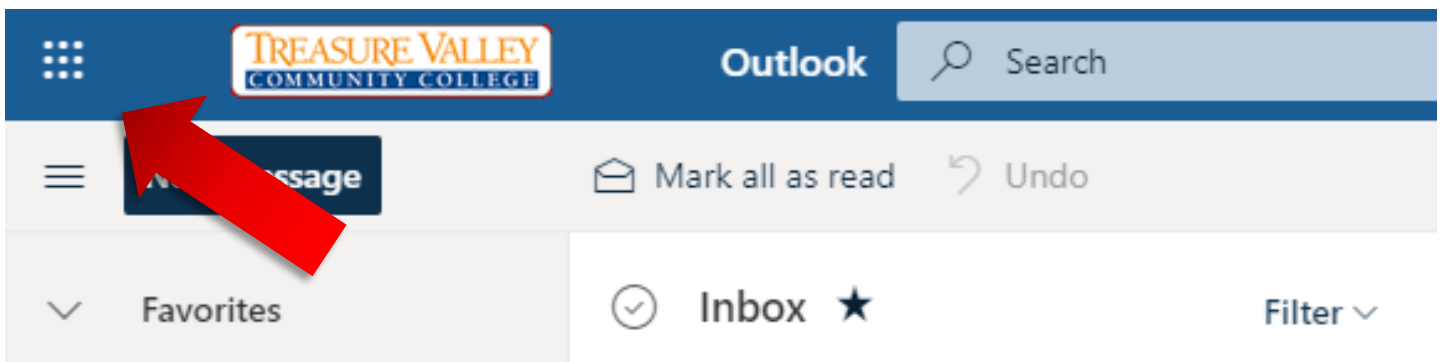
Sign in with your TVCC email address and account password.

[Login Help](#)  
[My TVCC Website](#)


  

Sign in

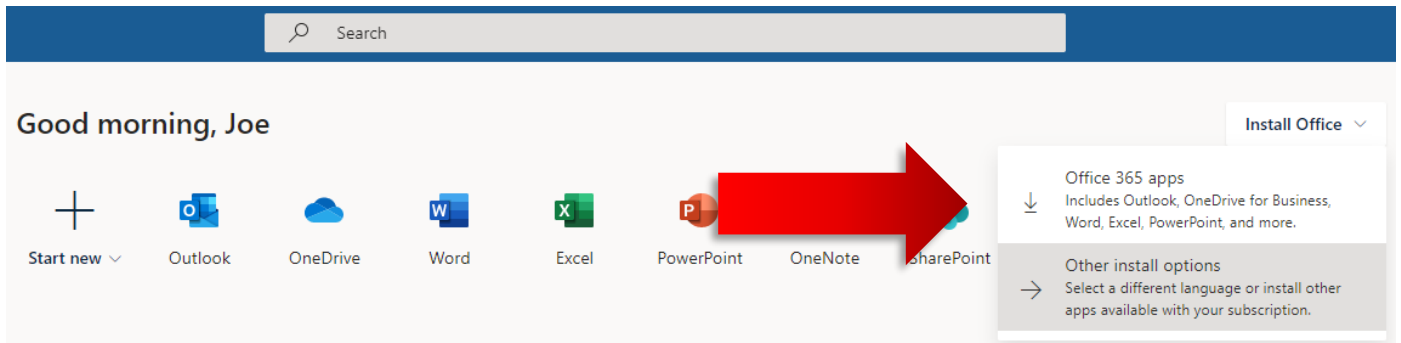
4. Once logged in, click on the square made of square on the top left hand corner



5. Click **Office 365** in the top right of the menu



6. Select the **Install Office** dropdown menu on the top right, then select **Office 365 apps**



7. Click on **Setup** on the bottom left, and then click **Yes** to start the installation. When the install is finished, log in with your TVCC student email.

