

# 16 Occupations in 8 Counties

# Contents

What is Emsi Data? .....	1
Report Parameters .....	2
Executive Summary .....	3
Jobs .....	4
Compensation .....	6
Job Posting Activity .....	7
Demographics .....	11
Occupational Programs .....	13
Appendix A (Occupations) .....	14

## What is Emsi Data?

Emsi data is a hybrid dataset derived from official government sources such as the US Census Bureau, Bureau of Economic Analysis, and Bureau of Labor Statistics. Leveraging the unique strengths of each source, our data modeling team creates an authoritative dataset that captures more than 99% of all workers in the United States. This core offering is then enriched with data from online social profiles, resumés, and job postings to give you a complete view of the workforce.

Emsi data is frequently cited in major publications such as *The Atlantic*, *Forbes*, *Harvard Business Review*, *The New York Times*, *The Wall Street Journal*, and *USA Today*.



## Report Parameters

### 16 Occupations

19-1023	Zoologists and Wildlife Biologists	33-1021	First-Line Supervisors of Firefighting and Prevention Workers
33-3031	Fish and Game Wardens	19-2041	Environmental Scientists and Specialists Including Health
45-3031	Fishing and Hunting Workers	33-2011	Firefighters
19-1031	Conservation Scientists	33-2022	Forest Fire Inspectors and Prevention
19-1032	Foresters		

### 8 Counties

16001	Ada County, ID	16087	Washington County, ID
16027	Canyon County, ID	41023	Grant County, OR
16045	Gem County, ID	41025	Harney County, OR
16075	Payette County, ID	41045	Malheur County, OR

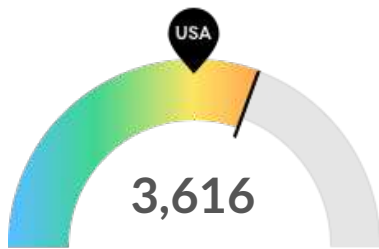
### Class of Worker

QCEW Employees

The information in this report pertains to the chosen occupations and geographical areas.

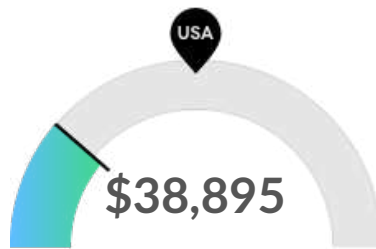
## Executive Summary

### Aggressive Job Posting Demand Over a Deep Supply of Regional Jobs



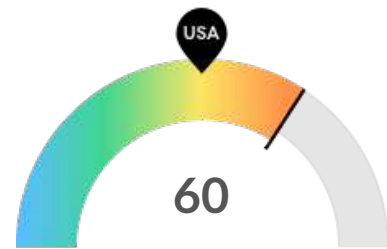
Jobs (2019)

Your area is a hotspot for this kind of job. The national average for an area this size is 2,641\* employees, while there are 3,616 here.



Compensation

Earnings are low in your area. The national median salary for your occupations is \$48,034, compared to \$38,895 here.



Job Posting Demand

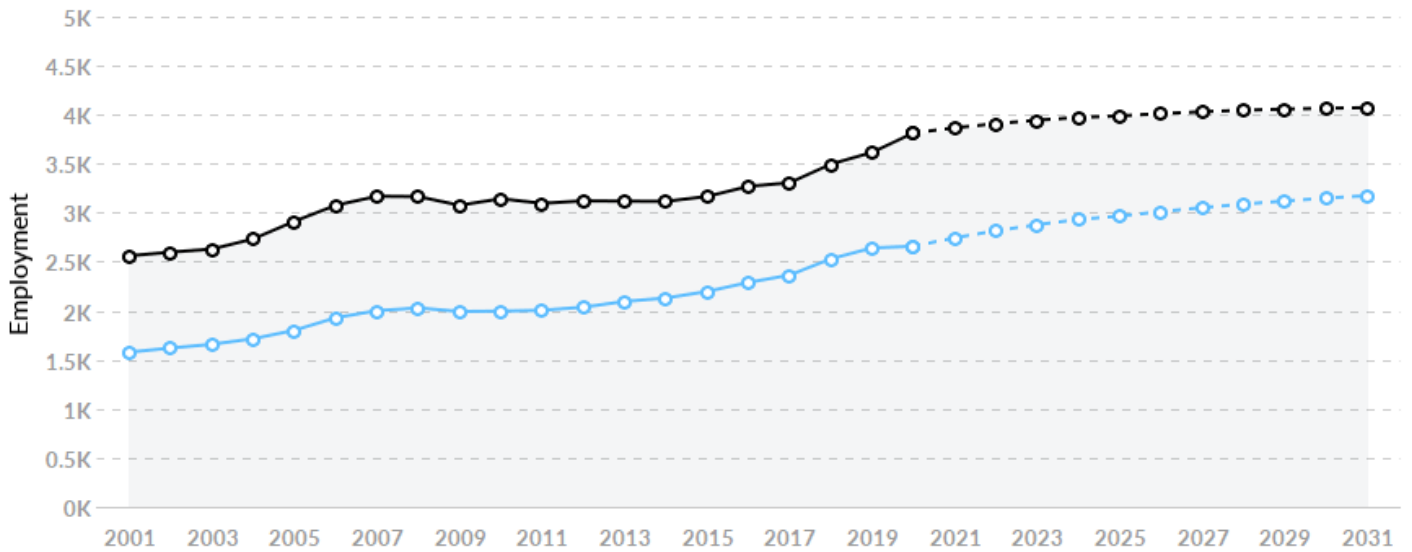
Job posting activity is high in your area. The national average for an area this size is 36\* job postings/mo, while there are 60 here.

\*National average values are derived by taking the national value for your occupations and scaling it down to account for the difference in overall workforce size between the nation and your area. In other words, the values represent the national average adjusted for region size.

# Jobs

## Regional Employment Is Higher Than the National Average

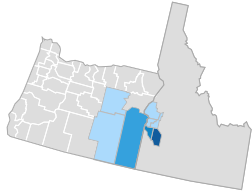
An average area of this size typically has 2,641\* jobs, while there are 3,616 here. This higher than average supply of jobs may make it easier for workers in this field to find employment in your area.



Region	2019 Jobs	2020 Jobs	Change	% Change
● 8 Counties	3,616	3,814	199	5.5%
● National Average	2,641	2,658	17	0.6%

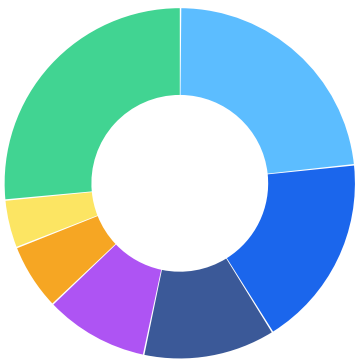
\*National average values are derived by taking the national value for your occupations and scaling it down to account for the difference in overall workforce size between the nation and your area. In other words, the values represent the national average adjusted for region size.

## Regional Breakdown



County	2019 Jobs
Ada County, ID	2,328
Canyon County, ID	573
Malheur County, OR	322
Grant County, OR	120
Harney County, OR	106

## Most Jobs are Found in the Local Government, Excluding Education and Hospitals Industry Sector

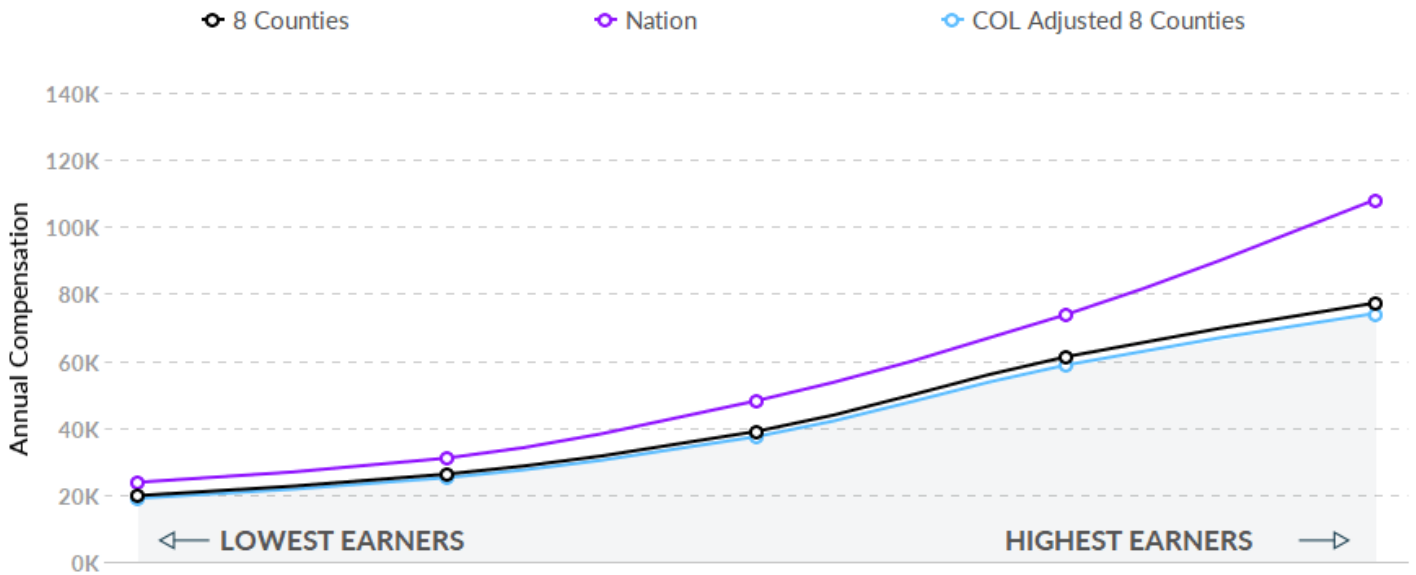


Industry	% of Occupation in Industry (2019)
Local Government, Excluding Education and Hospitals	23.2%
State Government, Excluding Education and Hospitals	17.8%
Federal Government, Civilian	12.2%
Other Personal Services	9.6%
Other Professional, Scientific, and Technical Services	6.1%
Other Miscellaneous Store Retailers	4.4%
Other	26.6%

# Compensation

## Regional Compensation Is 19% Lower Than National Compensation

For your occupations, the 2020 median wage in your area is \$38,895, while the national median wage is \$48,034.





# Job Posting Activity



## 1,447 Unique Job Postings

The number of unique postings for this job from Jan 2019 to Dec 2020.



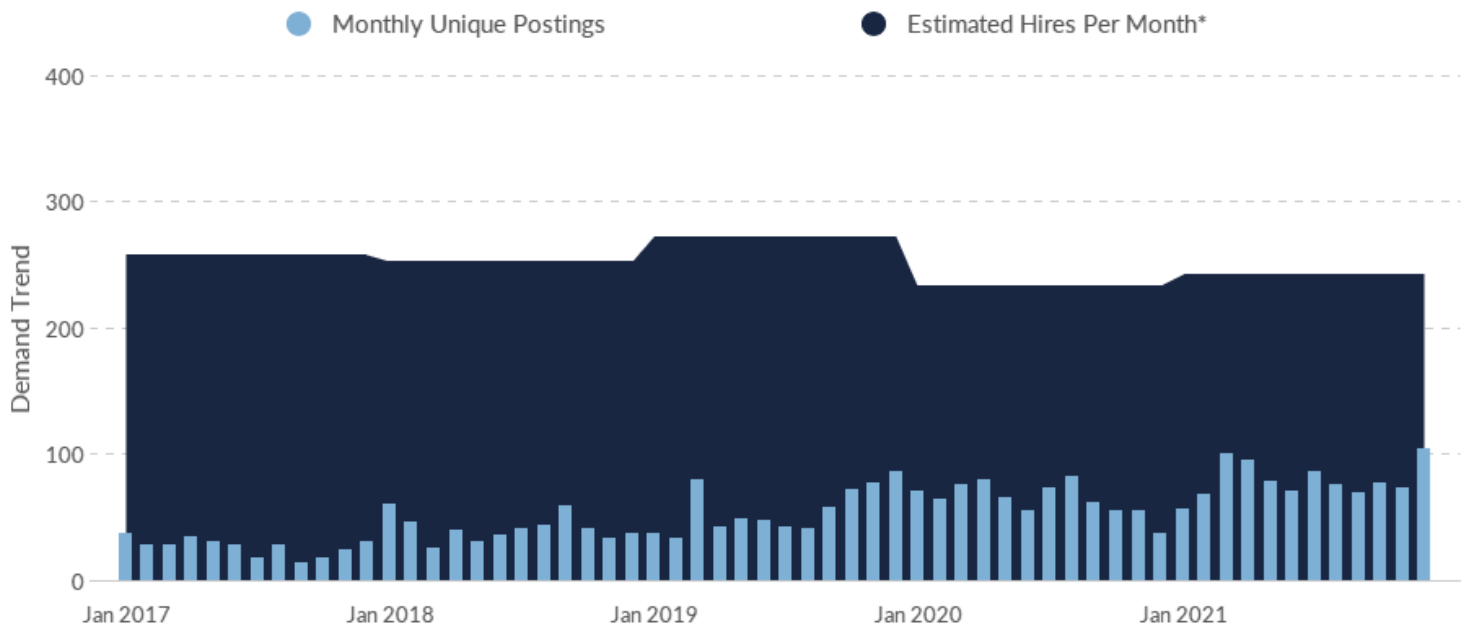
## 267 Employers Competing

All employers in the region who posted for this job from Jan 2019 to Dec 2020.



## More Hires Than Postings











More hires than postings may mean this position is filled via other methods.









Occupation	Avg Monthly Postings (Jan 2019 - Dec 2020)	Avg Monthly Hires (Jan 2019 - Dec 2020)
Animal Caretakers	12	82
Natural Sciences Managers	9	7
Forest and Conservation Technicians	7	47
Photographers	8	8

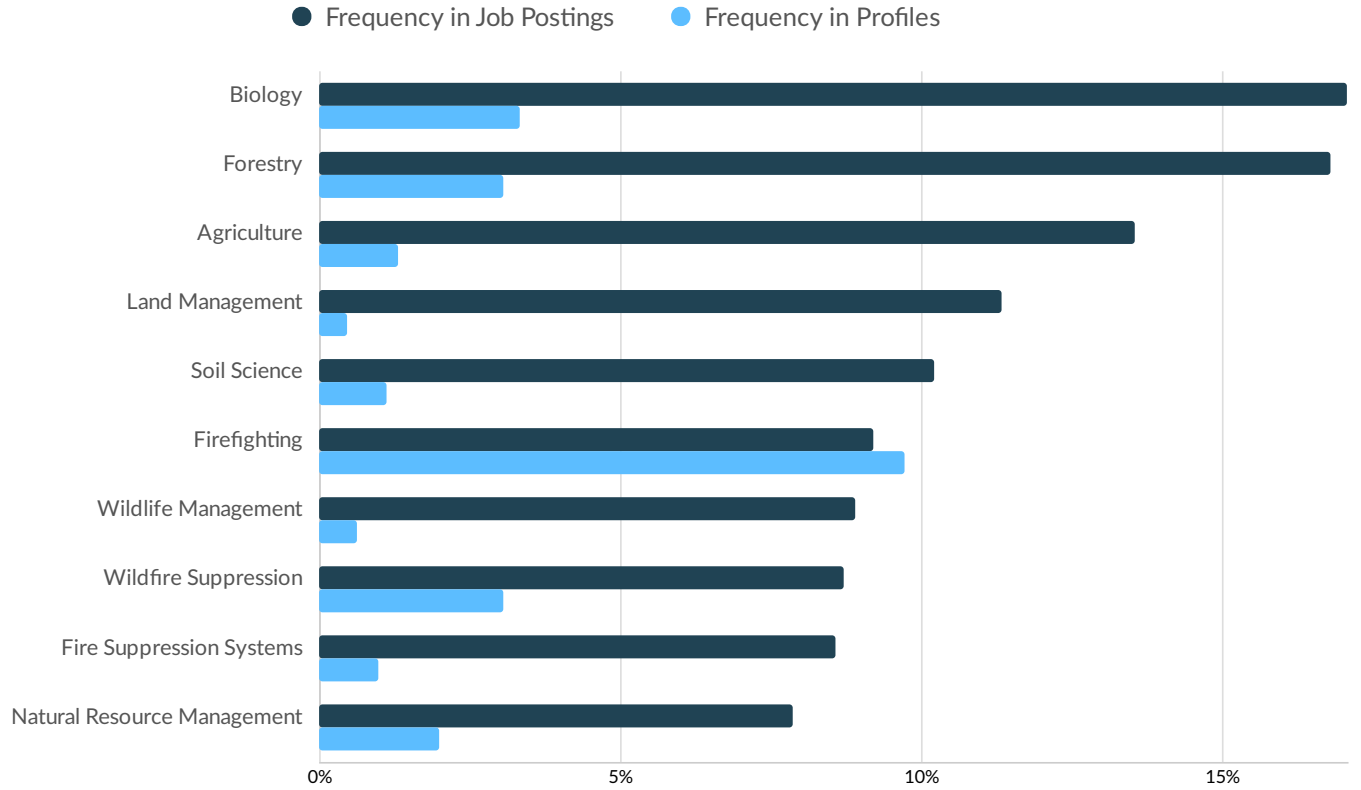
\*A hire is reported by the Quarterly Workforce Indicators when an individual's Social Security Number appears on a company's payroll and was not there the quarter before. Emsi hires are calculated using a combination of Emsi jobs data, information on separation rates from the Bureau of Labor Statistics (BLS), and industry-based hires data from the Census Bureau.

Occupation	Avg Monthly Postings (Jan 2019 - Dec 2020)	Avg Monthly Hires (Jan 2019 - Dec 2020)
Biological Technicians	5	15
Conservation Scientists	4	6
Environmental Scientists and Specialists, Including Health	3	9
Firefighters	3	17
Zoologists and Wildlife Biologists	3	6
First-Line Supervisors of Firefighting and Prevention Workers	3	2
Foresters	2	4
First-Line Supervisors of Farming, Fishing, and Forestry Workers	1	37
Tour and Travel Guides	1	8
Forest Fire Inspectors and Prevention Specialists	1	0
Fishing and Hunting Workers	0	5
Fish and Game Wardens	0	0

Top Companies	Unique Postings
State of Idaho	189 
Bureau of Land Management	74 
Forest Service	52 
US Department of Agriculture	51 
U.S. Department of the Interior	50 
PetCo	33 
St. Luke's Health System	25 
PetSmart	24 
Johnson & Johnson	17 
Lifetouch	16 

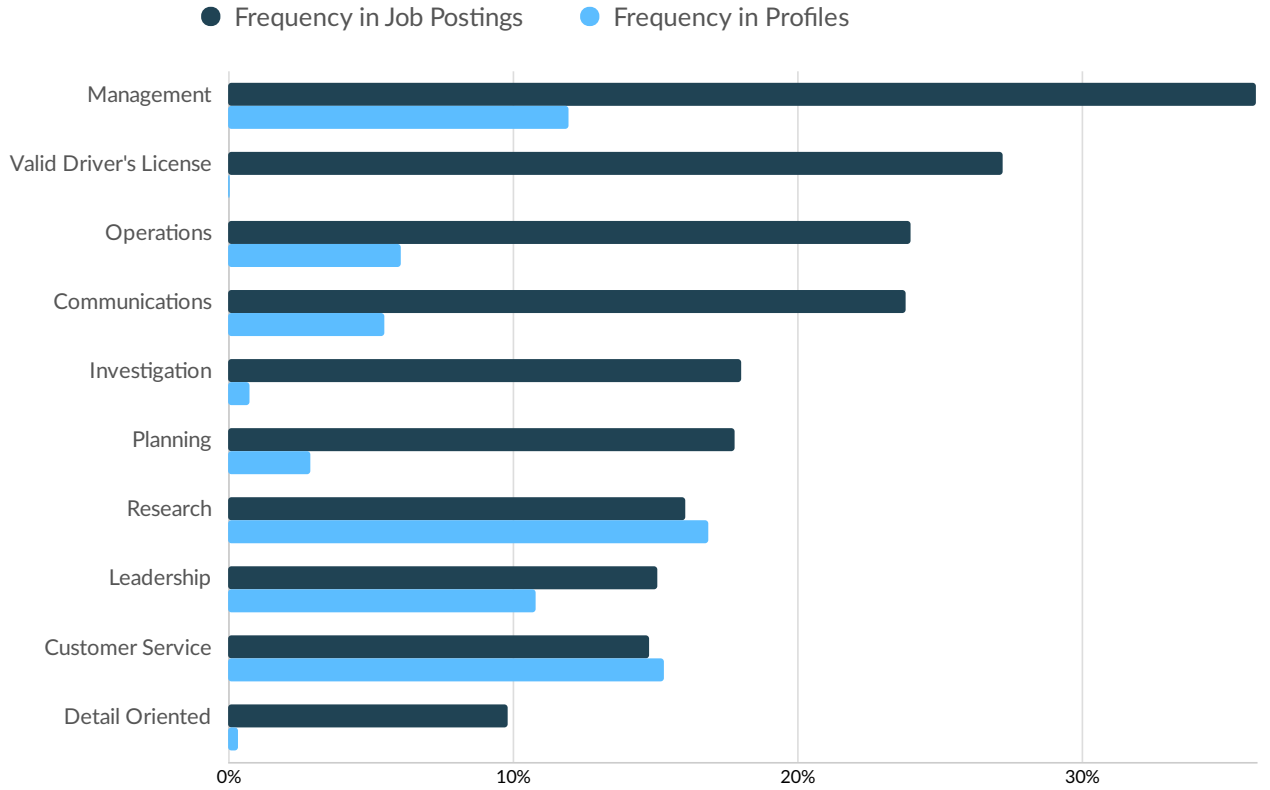
Top Job Titles	Unique Postings
Forestry Technicians	73 
Photographers	42 
Biological Science Technicians	40 
Pet Stylists/Dog Groomers	37 
Wildland Firefighters	35 
Clinical Research Coordinators	30 
Pet Groomers	30 
Clinical Research Associates	26 
Wildlife Biologists	23 
Wildlife Technicians	20 

## Top Hard Skills



Skills	Postings	% of Total Postings	Profiles	% of Total Profiles
Biology	247	17%	78	3%
Forestry	243	17%	72	3%
Agriculture	196	14%	31	1%
Land Management	164	11%	11	0%
Soil Science	148	10%	26	1%
Firefighting	133	9%	228	10%
Wildlife Management	129	9%	15	1%
Wildfire Suppression	126	9%	72	3%
Fire Suppression Systems	124	9%	23	1%
Natural Resource Management	114	8%	47	2%

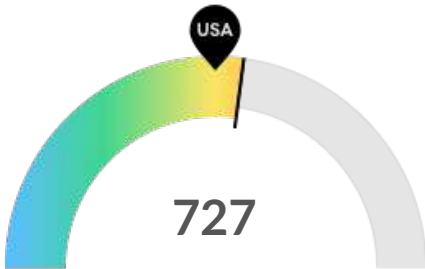
## Top Common Skills



Skills	Postings	% of Total Postings	Profiles	% of Total Profiles
Management	523	36%	281	12%
Valid Driver's License	394	27%	1	0%
Operations	347	24%	143	6%
Communications	345	24%	129	5%
Investigation	261	18%	17	1%
Planning	258	18%	68	3%
Research	233	16%	397	17%
Leadership	218	15%	254	11%
Customer Service	214	15%	360	15%
Detail Oriented	142	10%	8	0%

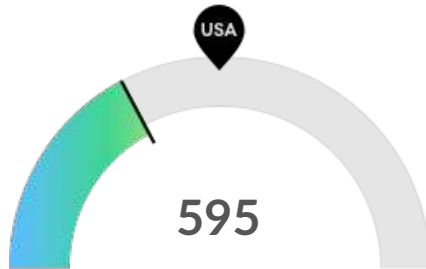
## Demographics

### Retirement Risk Is High, While Overall Diversity Is Low



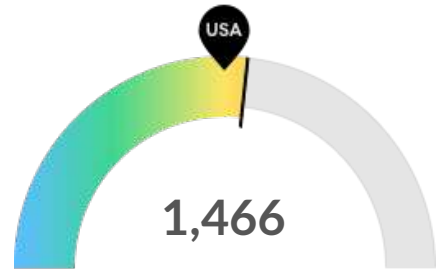
**Retiring Soon**

Retirement risk is high in your area. The national average for an area this size is 643\* employees 55 or older, while there are 727 here.



**Racial Diversity**

Racial diversity is low in your area. The national average for an area this size is 975\* racially diverse employees, while there are 595 here.

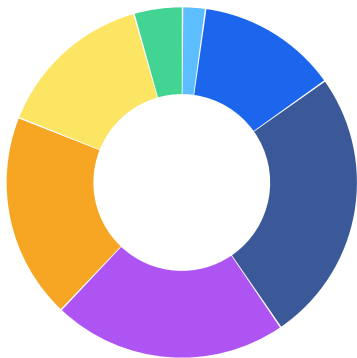


**Gender Diversity**

Gender diversity is high in your area. The national average for an area this size is 1,326\* female employees, while there are 1,466 here.

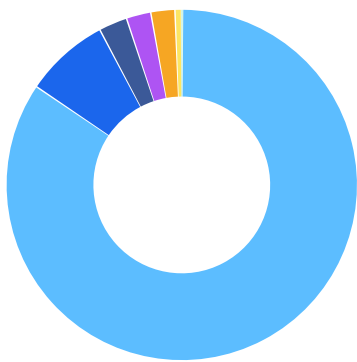
\*National average values are derived by taking the national value for your occupations and scaling it down to account for the difference in overall workforce size between the nation and your area. In other words, the values represent the national average adjusted for region size.

### Occupation Age Breakdown



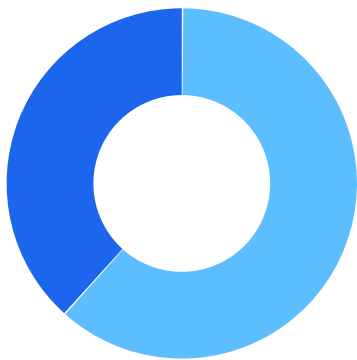
	% of Jobs	Jobs
14-18	2.1%	81
19-24	13.0%	495
25-34	25.3%	965
35-44	21.6%	824
45-54	19.0%	723
55-64	14.6%	556
65+	4.5%	171

### Occupation Race/Ethnicity Breakdown



	% of Jobs	Jobs
White	84.4%	3,219
Hispanic or Latino	7.8%	298
American Indian or Alaska Native	2.6%	100
Two or More Races	2.3%	86
Asian	2.2%	84
Black or African American	0.6%	23
Native Hawaiian or Other Pacific Islander	0.1%	4

### Occupation Gender Breakdown



	% of Jobs	Jobs
Males	61.6%	2,349
Females	38.4%	1,466

# Occupational Programs



**53 Programs**

Of the programs that can train for this job, 53 have produced completions in the last 5 years.



**992 Completions (2020)**

The completions from all regional institutions for all degree types.



**484 Openings (2020)**

The average number of openings for an occupation in the region is 68.

CIP Code	Top Programs	Completions (2020)
26.0101	Biology/Biological Sciences, General	180
45.1001	Political Science and Government, General	131
16.0905	Spanish Language and Literature	102
03.0103	Environmental Studies	70
45.1101	Sociology, General	51
45.0601	Economics, General	32
45.0101	Social Sciences, General	31
40.0601	Geology/Earth Science, General	30
50.0401	Design and Visual Communications, General	29
01.1106	Range Science and Management	27

Top Schools	Completions (2020)
Boise State University	719
College of Western Idaho	119
Treasure Valley Community College	63
The College of Idaho	53
Northwest Nazarene University	38

## Appendix A (Occupations)

Code	Description
19-1023	Zoologists and Wildlife Biologists
33-3031	Fish and Game Wardens
45-3031	Fishing and Hunting Workers
19-1031	Conservation Scientists
19-1032	Foresters
33-1021	First-Line Supervisors of Firefighting and Prevention Workers
19-2041	Environmental Scientists and Specialists, Including Health
33-2011	Firefighters

Code	Description
33-2022	Forest Fire Inspectors and Prevention Specialists
39-7018	Tour and Travel Guides
19-4071	Forest and Conservation Technicians
19-4021	Biological Technicians
27-4021	Photographers
39-2021	Animal Caretakers
45-1011	First-Line Supervisors of Farming, Fishing, and Forestry Workers
11-9121	Natural Sciences Managers